

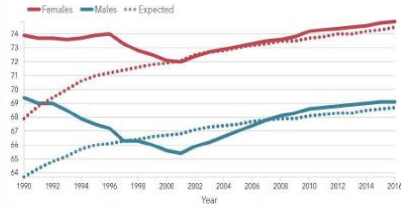


Belize Statistics 2016



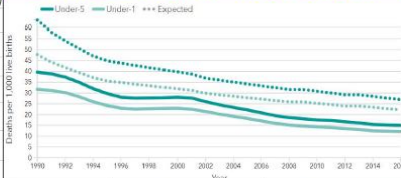
Capital city	Belmopan
Languages: Top three most spoken language	English 62.9% (official) Spanish 56.6% Creole 44.6%
Infant mortality rate (Deaths per 1,000 live births)	12.3
Total Population	374,000
Per capita GDP	\$8,106
Fertility Rate (Births per woman)	3.0
Educational Attainment years	8.1
Life expectancy at birth m/f (Years)	68.7/74.5
Development assistance for health received	\$2.7 Million

How long do people live?



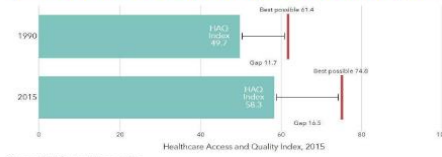
	Expected		Observed	
	1990	2016	1990	2016
Females	67.9	74.5	73.9	74.9
Males	63.7	68.7	69.4	69.1

What is the mortality trend in the under-5 and under-1 age groups?



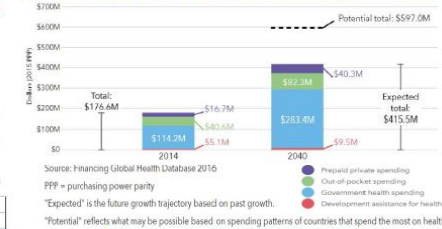
	Expected		Observed	
	1990	2016	1990	2016
Under-5	63.4	26.9	39.6	15.1
Under-1	47.7	22.2	31.7	12.3

How does personal healthcare access and quality measure up?



Source: bit.ly/amenable-mortality
 The Healthcare Access and Quality (HAQ) Index provides a summary measure of personal healthcare access and quality on a scale from 0 (lowest) to 100 (highest). This measure is based on risk-standardized mortality rates from causes that, in the presence of high-quality healthcare, should not result in death.
 Best possible represents the highest personal healthcare and access achieved at a given level of development. The gap between the HAQ Index and *best possible* represents how much untapped potential exists for improving personal healthcare access and quality given a location's resources and development status.

How much is spent on health?



Source: Financing Global Health Database 2016
 PFP = purchasing power parity
 Expected is the future growth trajectory based on past growth.
 Potential reflects what may be possible based on spending patterns of countries that spend the most on health.

References

<http://www.healthdata.org/belize>